

How to Access Your VitalSource eBook

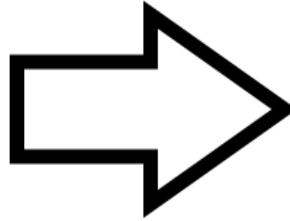
1. Go to <https://online.vitalsource.com>
2. Create an account using your Lakeland email or sign in to an existing account.
3. Enter the PIN # located on your bookstore receipt in the redeem code box.



Redeem Codes

Redeem book codes to instantly add books to your library.

Redeem



Redeem Code

Code 1 of 1

[Add multiple codes](#)
Selecting "Redeem" will add this book to your library.

Cancel Redeem

4. If you purchased a publisher's access code, follow the additional instructions located on the My Shelf screen to redeem your access code at the publisher's website. If it is an eBook, click on the title cover located on your bookshelf

VitalSource Refund Policy

eBook and access codes must be returned within the posted bookstore textbook return deadlines. No refund is possible if more than 20% of the product has been viewed and/or printed.

For questions, contact VitalSource at:

855.200.4146

support@vitalsource.com

<https://support.vitalsource.com/hc/en-us> – answers 90% of customer inquiries

How to Access Cengage Unlimited

1. After you have added Cengage Unlimited to your VitalSource account, click on the "Reveal Access Code" button. Read the instructions and select continue, read the return information in the popup before selecting continue again. Save this code; you will use it in step 5 below.

Bookshelf

Search

Store

Cengage

Need more than one Cengage eTextbook or online learning platform?

Cengage Unlimited

4 Months Instant Access

Cengage Unlimited subscription, 4 months (1 ter...

Cengage Unlimited

Continue Reading

Reveal Access Code

My Books

LAST 30 DAYS

0 BOOKS OPENED




Download our App | Redeem Codes

Cengage Unlimited subscription, 4 months (1 term), 1st Edition
Cengage Unlimited

Open Book

Details | **Courseware**


Before this product is accessible you'll need to...

-  **1. Reveal your Access Code**
-  **2. Visit the Courseware Website**
-  **3. Register with your Access Code**
A Course Key may also be required, this could be found on a receipt or obtained from an instructor.

Courseware is often assigned by an instructor. This product's ISBN is **9780357700006**, make sure this is what's intended before continuing.

Cancel **Continue**


Cengage Unlimited subscription, 4 months (1 term), 1st Edition

 Please review the relevant [Return Policy](#) before revealing your code.

Courseware is often assigned by an instructor. This product's ISBN is **9780357700006**, make sure this is what's intended before continuing.

Cancel **Reveal Access Code**

Cengage Unlimited subscription, 4 months (1 term), 1st Edition

 **Access Code**

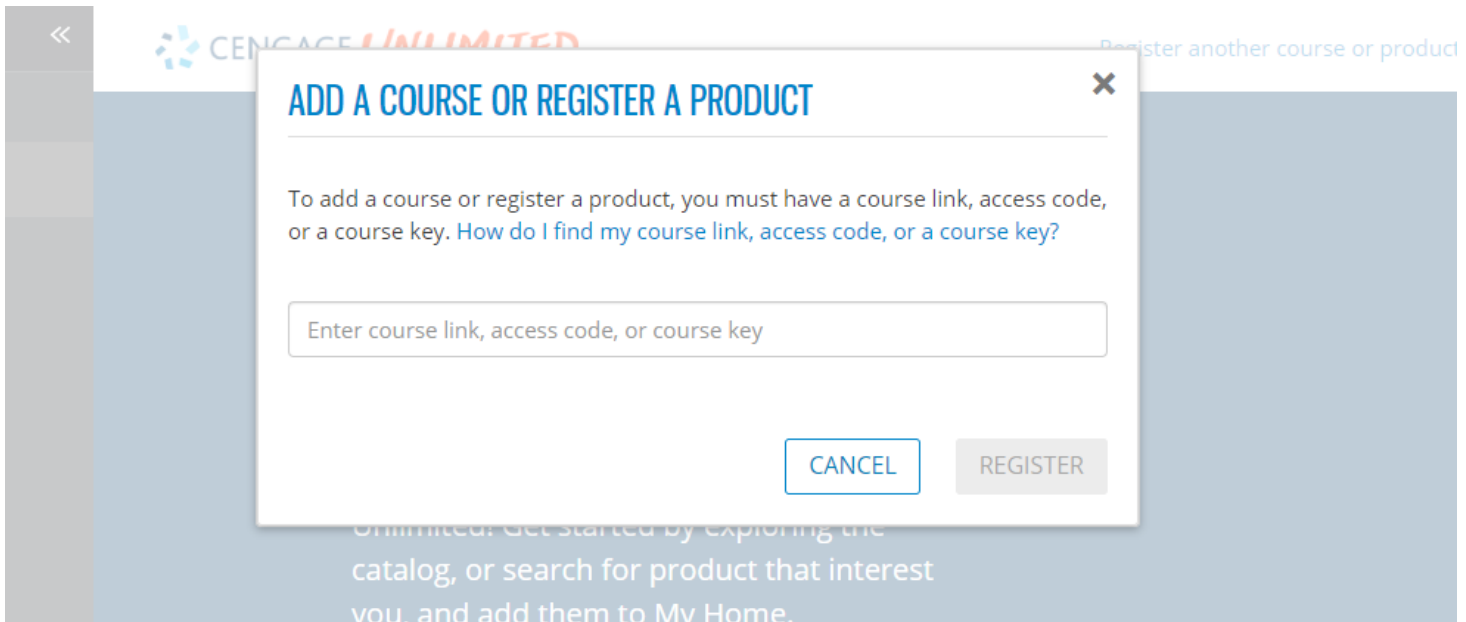
your code will appear here **Copy**

Cancel **Visit Website**


2. Go to [Cengage.com](https://www.cengage.com).
3. Click the "Sign In" button in the upper right-hand corner to sign in or create an account using your Lakeland email.
4. Click "Register another course or product" in the upper right-hand corner.



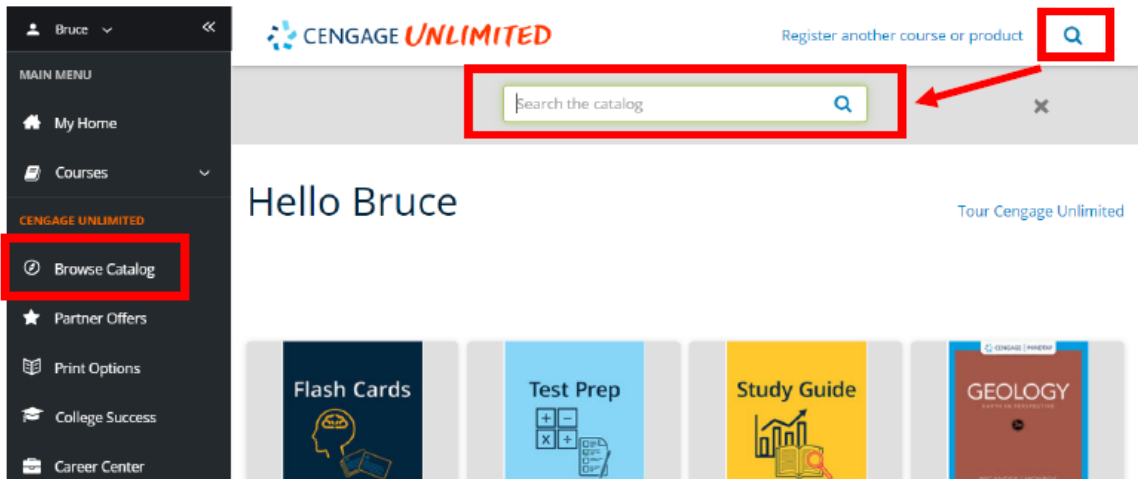
Enter the publisher access code provided by VitalSource in step 1 to register your Cengage Unlimited subscription.



- Once you've successfully registered your access code, click continue to go to the Cengage Unlimited dashboard.



- From the dashboard, click the magnifying glass in the upper right-hand corner or "Browse Catalog" in the left-hand navigation menu to search the catalog. You can search by ISBN, title or author.



7. Once you have found the online textbook you want to read, click “Add to My Home.”

The screenshot shows a search bar at the top with the text "writing handbook" and a magnifying glass icon. Below the search bar, on the left, is a "Filter By" section with a "Discipline" dropdown menu. The menu is open, showing options: Business Communication, Developmental English, Engineering, English, Mass Communication, Radio Television & Film, and World Languages. To the right of the filters, the search results are displayed under the heading "Results for 'writing handbook'". There is a "Sort By:" dropdown menu. The first result is an eBook titled "eBook for Harbrace Essentials with Resources Writing in the Disciplines" by Cheryl Glenn and Loretta Gray. The book cover is visible on the left. To the right of the cover, the title, authors, ISBN-10 (0357167554), ISBN-13 (9780357167557), and copyright year (2019) are listed. A red rectangular box highlights the "Add to My Home" button located below the book details. At the bottom of the screenshot, a blue banner contains the text "cengage.com/unlimited".

8. If you are adding a MindTap you will need a course key provided by your instructor. You can use the register another course or product screen or use the “Find and add your courses” button directly from your dashboard.

